

SsM30 / SsM40

Automatic Screw Feeder

It is manufactured by fast, stabilized and convenient design principles, which combine with pneumatic/electric screwdriver, Hi-tech Auto Feeder and High-precision Screw Jaw to escalate the screw fastening speed in order to significantly enhance the production efficiency.

The Screw Jaw will be customized according to the customer's screws and work-piece to ensure smooth and stable operation.

Automatic feeding to completely save the screw picking and moving action.

Applicable for 2.5mm-6.0mm screw.

It provides faster operating speed up to 20-30 pieces of screws per minute.

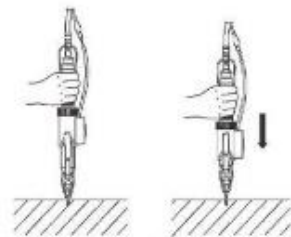
The torque-controlled screwdriver is used to improve the fastening quality for the customer.

It adopts Japan-made electric/pneumatic screwdriver.

Fiber Optic control intellectual-type feeding, saving power while avoiding short supply.

It is equipped with Spring Balancer to provide load free operation experience.

You may also select SA-300, SA-600, SM-8, SHA and SHB to provide a variety of accessory combinations according to the actual work need so as to achieve high-performance fastening quality.



SsM30

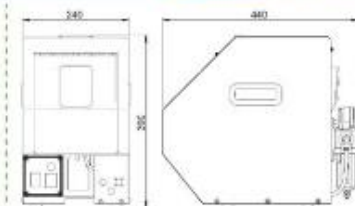
SsM40



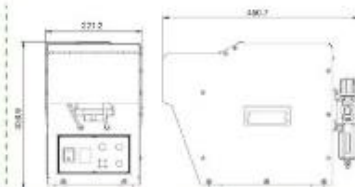
Demonstration



Feeder



30F

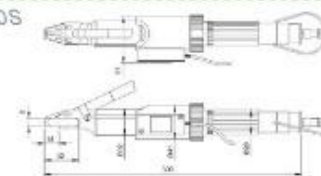


40F

Screwdriver set



40S



41S



Optional Accessories

SM-300、SM-600	Torque Supporting Arm
SHA、SHB	Tool Supporting Arm
SM-8	Fasten Stroke Cylinder Equipment